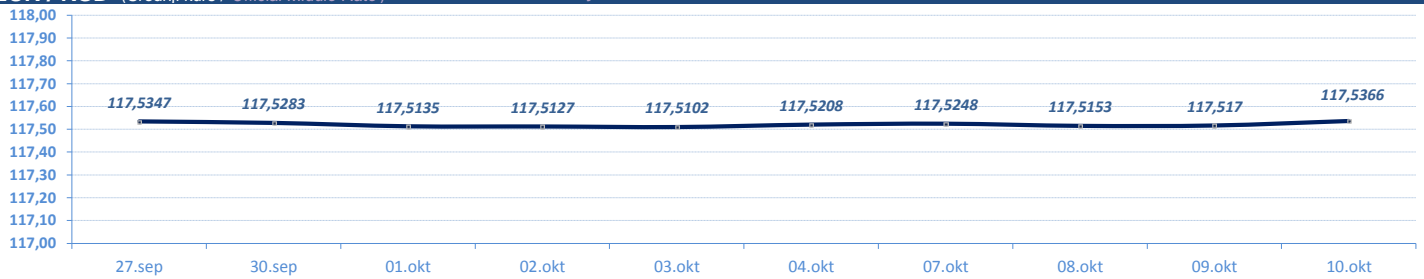


**VESTI / NEWS**

- ▶ **SREDNJI KURS EUR/RSD**: Dinar oslabio u odnosu na evro za 0,0196 dinara, srednji kurs **117,5366**. Obim međubankarske trgovine evrom na dan 9. oktobar do 12:30h iznosio je 20,7 miliona evra. NBS nije intervenisala na međubankarskom tržištu (od početka godine ukupno prodala 190 miliona evra i kupila 2.445 miliona evra).
- ▶ **BEOGRADSKA BERZA**: Indeksi zabeležili pad vrednosti, BELEX15 niži za 0,13 odsto, BELEXline za 0,01 odsto. Promet **manji** u odnosu na prethodni dan, na regulisanom tržištu najviše trgovano NIS-a, Komercijalne banke, Alfa plama, Aerodroma Nikola Tesla i Philip Morris Operations-a.
- ▶ **Aukcija državnih obveznica**: Ministarstvo Finansija **prodalo juče** desetogodišnje eurske obveznice ukupne nominalne vrednosti **30,299 miliona evra** po stopi prinosa od **1,89** odsto, što predstavlja 100 odsto planiranog obima prodaje. Prethodna aukcija (16.januara) iste ročnosti završena sa realizacijom od 139,4 odsto i prinosom od 3,25 odsto.

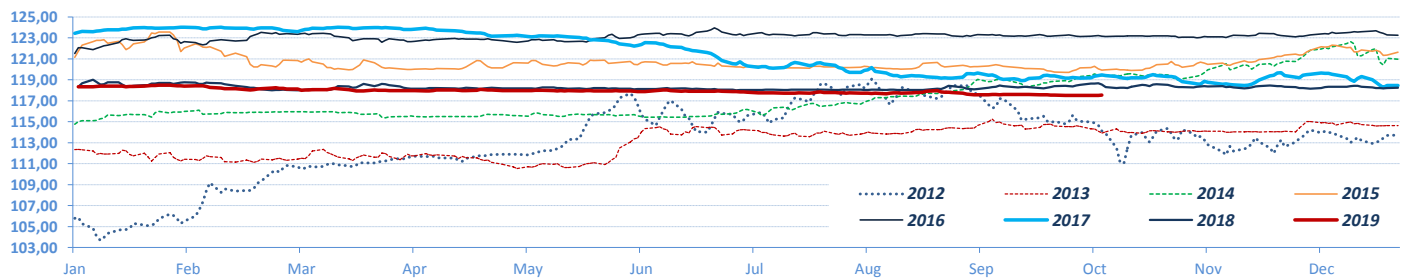
**DEVIZNO TRŽIŠTE / FX MARKET**

**EUR / RSD** (Srednji kurs / Official Middle Rate) ▶ 10 dana / 10 days

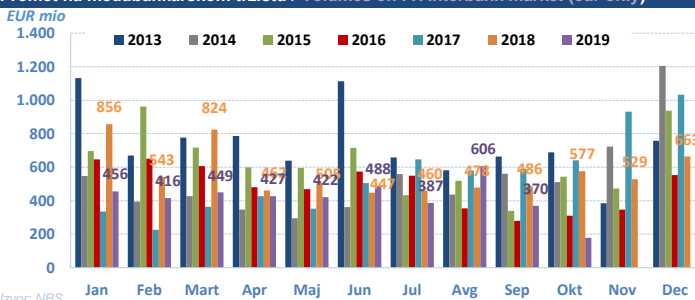


Izvor/Source: NBS

**EUR / RSD** (Srednji kurs / Official middle rate) ▶ Jan - ....

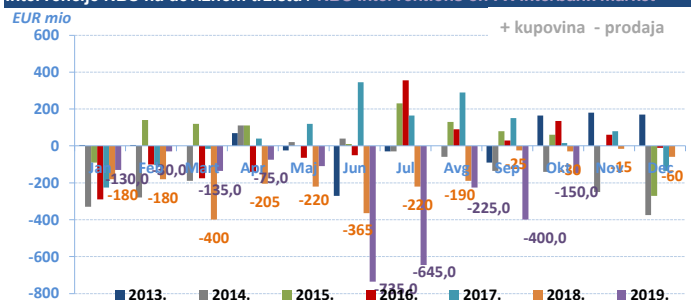


**Promet na međubankarskom tržištu / Volumes on FX Interbank market (eur only)**

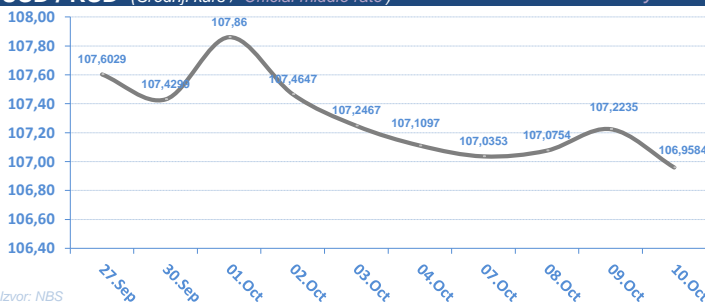


Izvor: NBS

**Intervencije NBS na deviznom tržištu / NBS Interventions on FX interbank market**

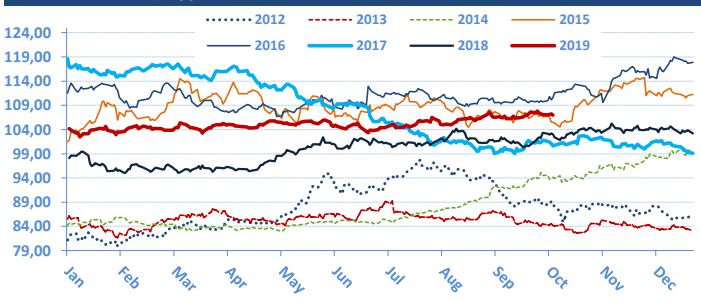


**USD / RSD** (Srednji kurs / Official middle rate) ▶ 10 dana / 10 days



Izvor: NBS

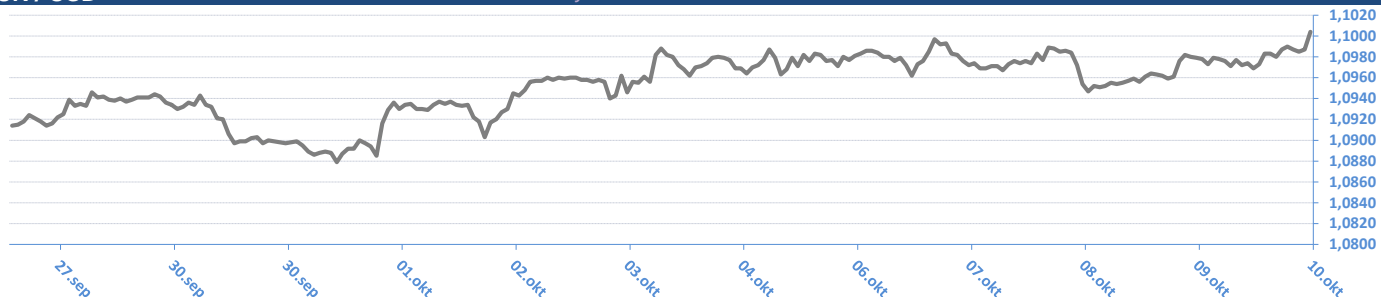
▶ Jan - ....



Monthly change	EUR/RSD	%	USD/RSD	%	Yearly change	EUR/RSD	%	USD/RSD	%
01.10.19	117,5135	-0,17%	107,8600	0,70%	10.10.19	117,5366	-0,68%	106,9584	8,99%
02.09.19	117,7193	-0,02%	107,1149	0,55%	03.01.19	118,3439	0,00%	104,1851	6,16%
01.08.19	117,7449	-0,12%	106,5275	2,44%	03.01.18	118,3431	-4,14%	98,1367	-17,25%
01.07.19	117,8875	-0,04%	103,9939	-1,42%	04.01.17	123,4512	1,59%	118,6004	6,34%
03.06.19	117,9288	-0,03%	105,4914	-0,08%	04.01.16	121,5145	0,30%	111,5324	9,90%
03.05.19	117,9626	-0,01%	105,5783	0,57%	05.01.15	121,1543	5,58%	101,4863	20,72%
01.04.19	117,9759	-0,13%	104,9794	1,06%	03.01.14	114,7559	2,14%	84,0641	-1,67%
01.03.19	118,1291	-0,25%	103,8772	0,32%	03.01.13	112,3495	6,20%	85,4889	5,32%
01.02.19	118,4266	0,07%	103,5469	-0,61%	04.01.12	105,7880	-0,21%	81,1693	2,16%
03.01.19	118,3439	0,10%	104,1851	0,14%	04.01.11	106,0156	10,47%	79,4541	18,48%
03.12.18	118,2313	-0,06%	104,0402	-0,27%	04.01.10	95,9679	7,17%	67,0635	4,25%
01.11.18	118,2984	-0,07%	104,3196	2,19%	05.01.09	89,5436	12,27%	64,3273	18,68%
01.10.18	118,3868		102,0840		03.01.08	79,7577		54,2016	

**EUR / USD**

► 10 dana / 10 days

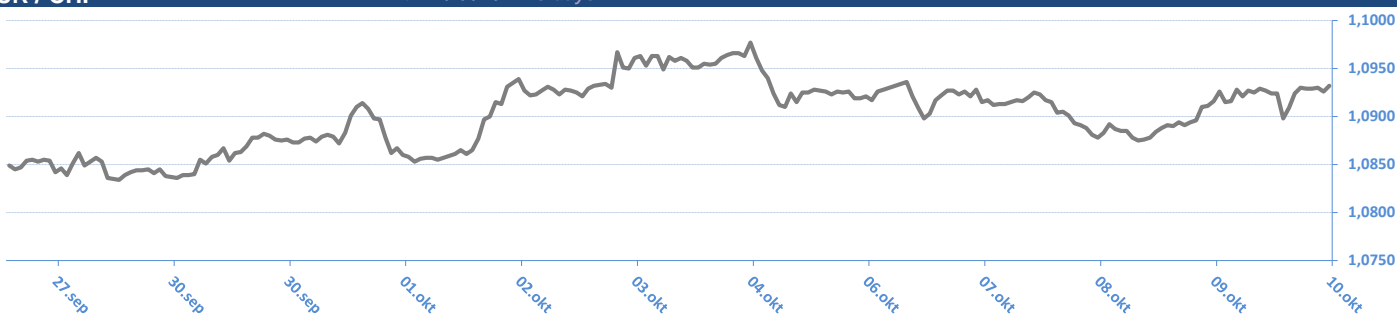


**EUR / USD**



**EUR / CHF**

► 10 dana / 10 days



**EUR / CHF**



Izvor / Source: Reuters

10.10.2019 08:55:32

**EUR / XX**

Valutni par / CCY pair	Kupovni/BID	Prodajni/ASK
EUR/USD	1,1005	1,1009
EUR/JPY	118,2600	118,3000
EUR/GBP	0,8996	0,8999
EUR/CHF	1,0931	1,0936
EUR/DKK	7,4687	7,4692
EUR/NOK	10,0576	10,0631
EUR/SEK	10,9103	10,9123
EUR/CAD	1,4645	1,4650
EUR/AUD	1,6308	1,6311
EUR/HUF	333,9200	334,1900
EUR/CZK	25,8010	25,8110
EUR/PLN	4,3227	4,3244
EUR/HRK	7,4240	7,4290
EUR/RUB	71,1880	71,2493
EUR/NZD	1,7412	1,7417

**USD / XX**

Valutni par / CCY pair	Kupovni/BID	Prodajni/ASK
USD/EUR	0,9083	0,9083
USD/JPY	107,4500	107,4800
USD/GBP	0,8173	0,8175
USD/CHF	0,9932	0,9936
USD/DKK	6,7853	6,7863
USD/NOK	9,1385	9,1415
USD/SEK	9,9116	9,9146
USD/CAD	1,3307	1,3308
USD/AUD	1,4810	1,4821
USD/HUF	303,3500	303,6600
USD/CZK	23,4350	23,4450
USD/SKK	21,5460	21,6000
USD/PLN	3,9270	3,9286
USD/HRK	6,7442	6,7512
USD/RUB	64,7180	64,7270
USD/NZD	1,5818	1,5825

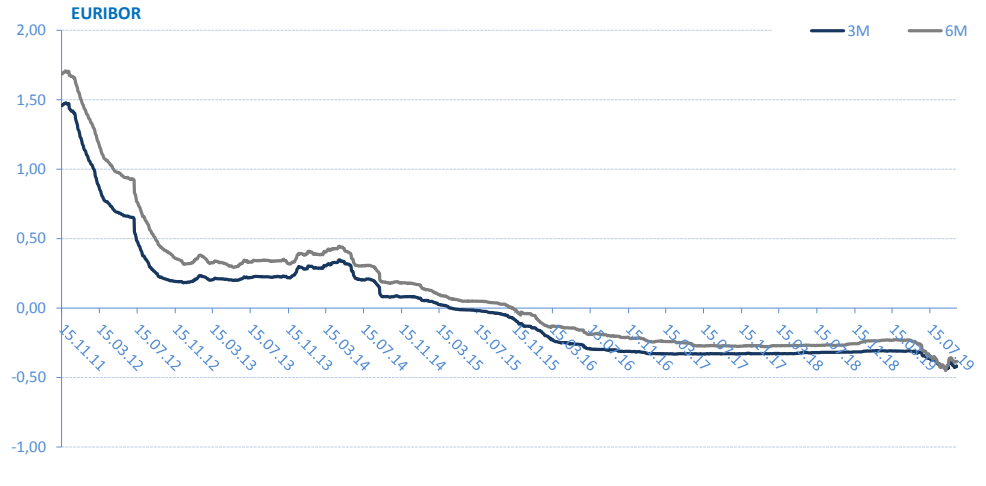
\* Međunarodno devizno međubankarsko tržište / International FX Interbank Market

Izvor / Source: Reuters

EURIBOR

SW	-0,501
1M	-0,464
3M	-0,418
6M	-0,384
1Y	-0,333

\* Izvor: Reuters; Objavljeno prethodnog radnog dana



Kamatne stope Centralnih Banaka

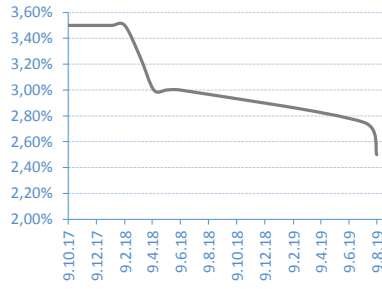
Interest rates of Central banks

CB	Kamatna stopa/Interest rate
USD	2,00
EUR	0,00
GBP	0,75
CAD	1,75
AUD	0,75
JPY	0,10

\* Izvor: Reuters; Objavljeno prethodnog radnog dana

REFERENTNA KAMATNA STOPA NBS / NBS Key Policy Rates

Date	Rate	Change (%)
08.08.19	2,50%	-9,09%
11.07.19	2,75%	-8,33%
08.06.18	3,00%	0,00%
10.05.18	3,00%	0,00%
12.04.18	3,00%	-7,69%
14.03.18	3,25%	-7,14%
08.02.18	3,50%	0,00%
11.01.18	3,50%	0,00%
07.12.17	3,50%	0,00%
09.11.17	3,50%	



\* Izvor/Source: NBS

BEONIA

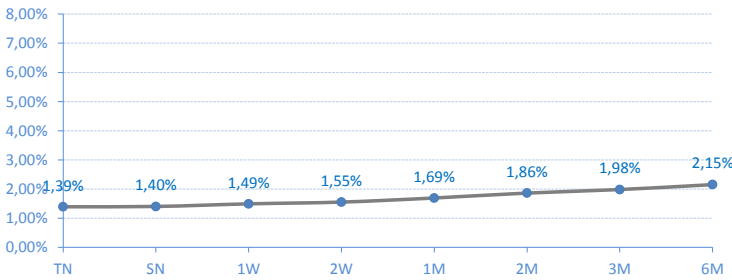
Date	Rate	Change (%)
09.10.19	1,27%	-0,78%
07.10.19	1,28%	0,00%
04.10.19	1,28%	0,00%
03.10.19	1,28%	0,00%
02.10.19	1,28%	0,00%
01.10.19	1,28%	0,00%
30.09.19	1,28%	0,00%
26.09.19	1,28%	0,00%
25.09.19	1,28%	0,00%
24.09.19	1,28%	



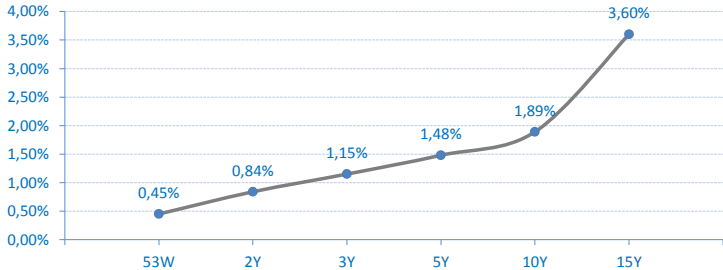
\* Izvor/Source: Reuters; Objavljeno prethodnog radnog dana / Published on previous working day

Kamatne stope/Prinos na tržištu / Market Interest Rates

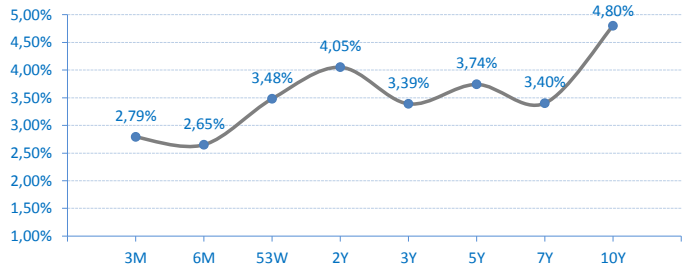
Belibor



Državne HOV Republike Srbije u Euvrima - prinosi sa poslednje aukcije  
Government bonds (EUR) of Republic of Serbia - yield on last primary auction



Državne HOV Republike Srbije u Dinarima - prinosi sa poslednje aukcije  
Government bonds (RSD) of Republic of Serbia - yield on last primary auction



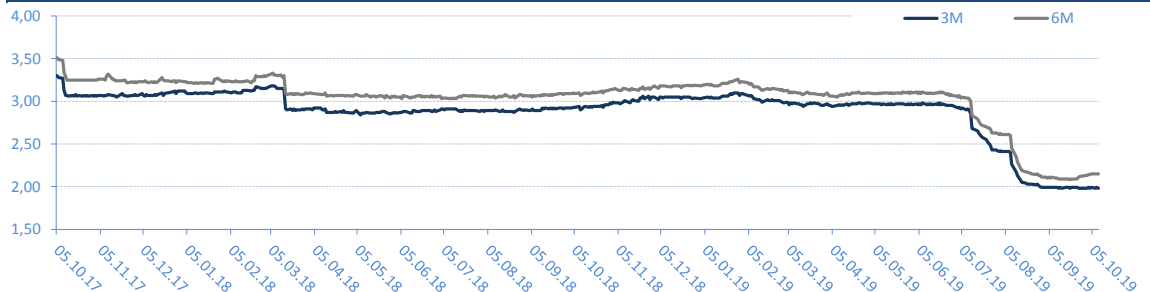
BELIBOR

Trenutne stope / Current rates

TN	1,39%
SN	1,40%
1W	1,49%
2W	1,55%
1M	1,69%
2M	1,86%
3M	1,98%
6M	2,15%

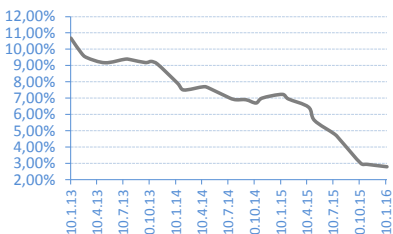
\* Izvor/Source: Reuters; Objavljeno prethodnog radnog dana / Published on previous working day

Istorijski pregled kretanja 6M i 3M Belibor-a / Historical overview of 6M and 3M Belibor rates



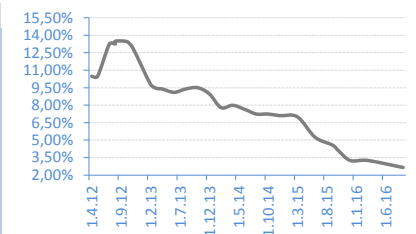
T-BILLS 3M - RSD

Date	Rate	Realisation
14.01.16	2,79%	100,00%
05.11.15	2,94%	100,00%
15.10.15	3,00%	92,18%
06.08.15	4,40%	96,26%
16.07.15	4,79%	98,47%
07.05.15	5,63%	92,92%
16.04.15	6,45%	100,00%
05.02.15	6,95%	45,05%



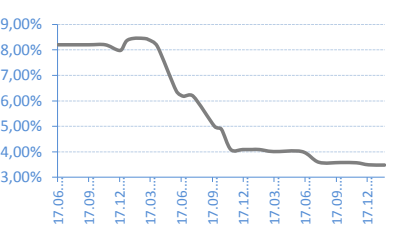
T-BILLS 6M - RSD

Date	Rate	Realisation
01.09.16	2,65%	23,03%
03.03.16	3,25%	96,46%
03.12.15	3,25%	97,22%
08.10.15	4,09%	100,00%
03.09.15	4,57%	87,90%
04.06.15	5,25%	93,30%
05.03.15	7,00%	21,33%
04.12.14	7,10%	100,00%



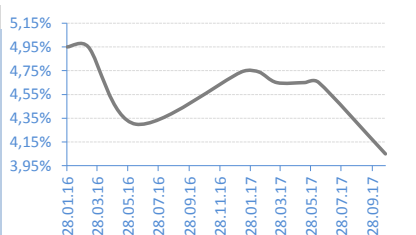
T-BILLS 53W - RSD

Date	Rate	Realisation
06.02.17	3,48%	17,91%
21.12.16	3,49%	32,22%
15.11.16	3,57%	45,64%
28.09.16	3,58%	52,92%
27.07.16	3,59%	49,07%
07.06.16	4,01%	78,06%
15.03.16	4,01%	16,73%
02.02.16	4,09%	63,42%



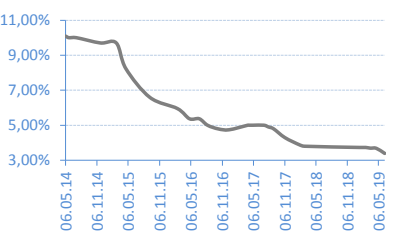
G-BONDS 2Y - RSD

Date	Rate	Realisation
24.10.17	4,05%	116,30%
13.06.17	4,65%	51,56%
16.05.17	4,65%	43,95%
21.03.17	4,65%	100,00%
13.02.17	4,74%	78,80%
10.01.17	4,74%	23,25%
13.06.16	4,30%	95,67%
10.03.16	4,95%	56,41%



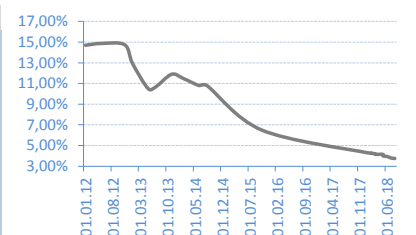
G-BONDS 3Y - RSD

Date	Rate	Realisation
11.06.19	3,39%	62,60%
23.04.19	3,68%	88,70%
19.03.19	3,69%	112,71%
20.02.19	3,73%	120,53%
15.01.19	3,73%	60,94%
28.02.18	3,80%	100,00%
30.01.18	3,88%	34,77%
06.11.17	4,29%	97,97%



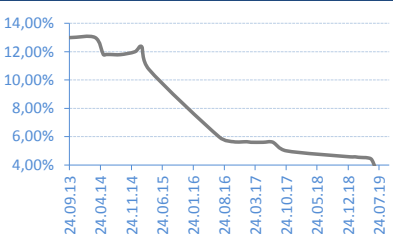
G-BONDS 5Y - RSD

Date	Rate	Realisation
11.09.18	3,74%	98,60%
14.08.18	3,75%	65,62%
17.07.18	3,80%	40,58%
05.06.18	3,95%	35,67%
22.05.18	3,99%	26,18%
08.05.18	4,15%	97,00%
24.04.18	4,15%	52,31%
10.04.18	4,15%	32,63%



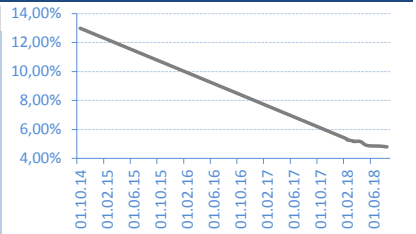
G-BONDS 7Y - RSD

Date	Rate	Realisation
01.10.19	3,40%	247,35%
03.09.19	3,40%	51,86%
06.08.19	3,50%	47,86%
09.07.19	3,59%	153,64%
04.06.19	4,37%	267,04%
07.05.19	4,50%	134,27%
10.04.19	4,52%	75,42%
05.03.19	4,54%	58,46%



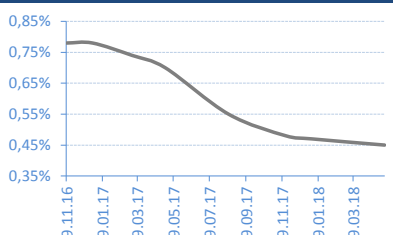
G-BONDS 10Y - RSD

Date	Rate	Realisation
07.08.18	4,80%	26,87%
10.07.18	4,85%	36,97%
15.05.18	4,90%	96,72%
03.04.18	5,17%	26,55%
20.03.18	5,17%	83,61%
06.03.18	5,20%	203,57%



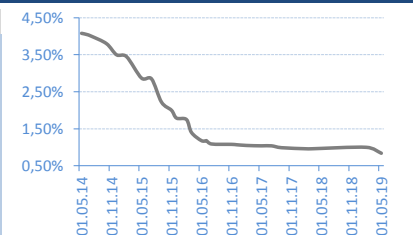
T-BILLS 53W - EUR

Date	Rate	Realisation
21.05.18	0,45%	100,00%
18.01.18	0,47%	98,00%
05.12.17	0,48%	100,00%
30.08.17	0,55%	50,00%
15.05.17	0,70%	91,30%
20.03.17	0,74%	60,00%
12.01.17	0,78%	46,20%
29.11.16	0,78%	100,00%



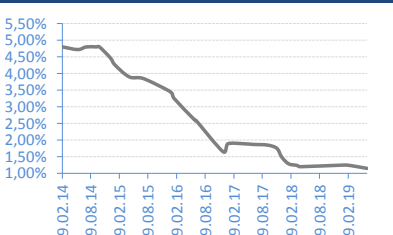
G-BONDS 2Y - EUR

Date	Rate	Realisation
27.05.19	0,84%	148,40%
19.02.19	1,00%	142,00%
22.03.18	0,96%	25,62%
01.02.18	0,96%	52,00%
14.09.17	0,99%	53,60%
12.07.17	1,04%	16,80%
23.05.17	1,04%	99,00%
14.02.17	1,05%	95,35%



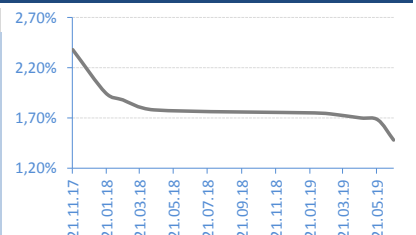
G-BONDS 3Y - EUR

Date	Rate	Realisation
18.06.19	1,15%	59,14%
12.03.19	1,23%	50,04%
23.01.19	1,25%	32,10%
20.04.18	1,20%	35,96%
28.03.18	1,24%	99,29%
02.02.18	1,29%	100,00%
21.12.17	1,49%	100,00%
20.11.17	1,75%	49,70%



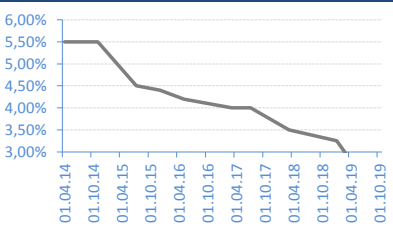
G-BONDS 5Y - EUR

Date	Rate	Realisation
20.06.19	1,48%	47,86%
23.05.19	1,68%	77,32%
22.04.19	1,70%	19,90%
27.02.19	1,74%	37,84%
29.01.19	1,75%	41,25%
16.04.18	1,78%	52,41%
19.02.18	1,88%	79,99%
19.01.18	1,95%	80,28%



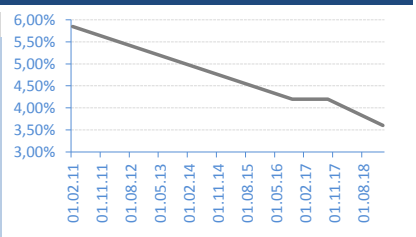
G-BONDS 10Y - EUR

Date	Rate	Realisation
09.10.19	1,89%	100,00%
16.01.19	3,25%	139,40%
26.03.18	3,50%	86,85%
13.07.17	4,00%	42,95%
15.03.17	4,00%	65,60%
25.05.16	4,20%	96,00%
04.12.15	4,40%	100,00%
28.07.15	4,50%	76,77%



G-BONDS 15Y - EUR

Date	Rate	Realisation
06.02.19	3,60%	100,00%
06.09.17	4,20%	70,13%
19.10.16	4,20%	100,00%



## AKCIJE / Shares - REGULISANO TRŽIŠTE / REGULATED MARKET

## Najtrgovanije HOV / Most Active

	Symbol	Closing price	% Change	Open	Max	Min	No of Trades	Volume	Volume RSD
NIS a.d. Novi Sad	NIIS	680	-0,58%	680	685	680	62	31.545	21.450.735
Komercijalna banka a.d. Beograd	KMBN	3.280	0,00%	3.270	3.280	3.270	2	5.927	19.439.390
Alfa plam a.d. Vranje	ALFA	30.806	-0,30%	30.800	30.900	30.800	3	269	8.286.700
Aerodrom Nikola Tesla a.d. Beograd	AERO	810	0,00%	801	810	801	43	783	634.072
Philip Morris Operations a.d. Nis	DINNPB	4.500	-0,02%	4.500	4.500	4.500	3	42	189.000

## Dobitnici / Gainers

	Symbol	Closing price	% Change	Open	Max	Min	No of Trades	Volume	Volume RSD
Valjaonica bakra Sevojno a.d. Sevojno	VBSE	2.500	25,06%	2.500	2.500	2.500	3	64	160.000

## Gubitnici / Decliners

	Symbol	Closing price	% Change	Open	Max	Min	No of Trades	Volume	Volume RSD
Kopaonik a.d. Beograd	KOPB	6.500	-7,14%	6.500	6.500	6.500	1	5	32.500
NIS a.d. Novi Sad	NIIS	680	-0,58%	680	685	680	62	31.545	21.450.735
Alfa plam a.d. Vranje	ALFA	30.806	-0,30%	30.800	30.900	30.800	3	269	8.286.700
Hempro a.d. Beograd	HMBG	686	-0,15%	687	687	685	3	195	133.775
Philip Morris Operations a.d. Nis	DINNPB	4.500	-0,02%	4.500	4.500	4.500	3	42	189.000

## AKCIJE / SHARES - MTP

## Najtrgovanije HOV / Most Active

	Symbol	Closing price	% Change	Bid (Volume)	Ask (Volume)	No of Trades	Volume	Volume RSD
Gosa montaza a.d. Velika Plana	GMON	2.156	0,23%	2161	2156	2156	29	3.737
Iritel a.d. Beograd	IRTL	850	0,95%	850	850	850	4	357
Lucic Prigrevica a.d. Novi Sad glas	SJPR	570	0,00%	570	570	570	2	311
Min Div a.d. Svrlijig	SVRL	540	0,00%	540	540	540	4	123
Telefonkabl a.d. Beograd	TLKB	11.009	0,07%	11009	11009	11009	1	59

## Dobitnici / Gainers

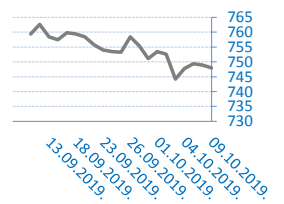
	Symbol	Closing price	% Change	Bid (Volume)	Ask (Volume)	No of Trades	Volume	Volume RSD
Iritel a.d. Beograd	IRTL	850	0,95%	850	850	850	4	357
Gosa montaza a.d. Velika Plana	GMON	2.156	0,23%	2161	2156	2156	29	3.737
Telefonkabl a.d. Beograd	TLKB	11.009	0,07%	11009	11009	11009	1	59

## Gubitnici / Decliners

	Symbol	Closing price	% Change	Bid (Volume)	Ask (Volume)	No of Trades	Volume	Volume RSD
--	--------	---------------	----------	--------------	--------------	--------------	--------	------------

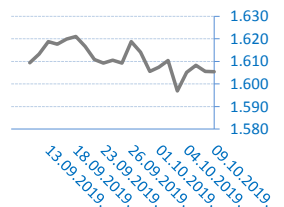
## BELEX15

Vrednost / Value	747,93
Promena / Change	-0,98
%	-0,13%



## BELEXline

Vrednost / Value	1.605,43
Promena / Change	-0,12
%	-0,01%



## Kontakti / Contacts:

## Srđan Tomašević

srđjan.tomasevic@erstebank.rs

Trgovanje / Trading

011/220 9116

## Aleksandar Zarić

aleksandar.zaric@erstebank.rs

Prodaja / Sales

011/220 9198

## Aleksandra Parčetić

aleksandra.parcetic@erstebank.rs

Brokersko poslovanje / Brokerage

011/220 9159

## Vladimir Vulević

vladimir.vulevic@erstebank.rs

Podrška i Razvoj / Support and Development

011 / 201 50 50

## Nenad Đurović

nenad.djurovic@erstebank.rs

Trgovanje / Trading

011/ 220 9115

## Dušan Stević

dusan.stevic@erstebank.rs

Prodaja / Sales

011/220 9118

## Goran Sladoje

goran.sladoje@erstebank.rs

Prodaja / Sales

011/ 220 9132

## Marija Đorđević

marija.djordjevic@erstebank.rs

Brokersko poslovanje / Brokerage

011/220 9110

Izveštaj sačinio / Prepared by: Sektor sredstava / Treasury division

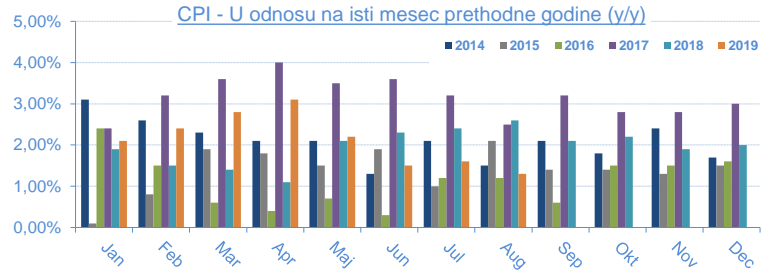
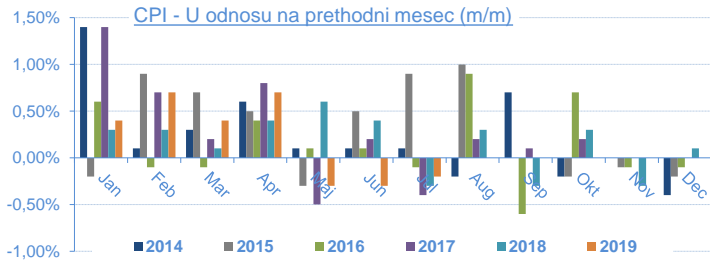
Informacije i cene iz ovog pregleda dobijene su iz izvora za koje verujemo da su pouzdani ali ne garantujemo njihovu tačnost i potpunost. Navedene informacije su važeće samo u trenutku njihovog sastavljanja a objavljuju se u ciju opšteg informisanja, pri čemu ne predstavljaju bilo kakav oblik investicionog saveta niti preporuke za investiranje niti na bilo koji način obavezuju Erste Bank ad Novi Sad u pogledu odgovornosti za štetu nastalu upotrebom informacija iz ovog pregleda.

The information and prices in this review are obtained from sources that we believe are reliable, but we do not guarantee their accuracy and completeness. The mentioned information is valid only at the time of their compilation and are published in the general information, whereby they do not represent any form of investment advice or recommendations for investing or in any way obligate Erste Bank ad Novi Sad in respect of liability for damages arising from the use of information referred to in of this review.



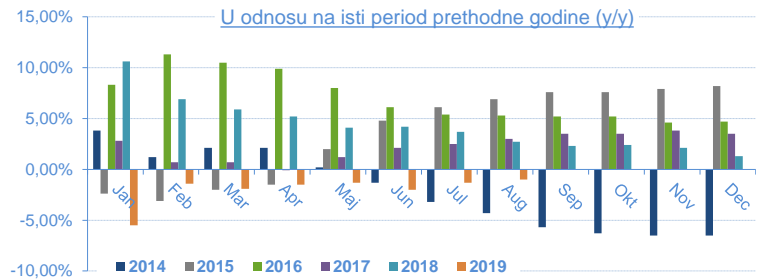
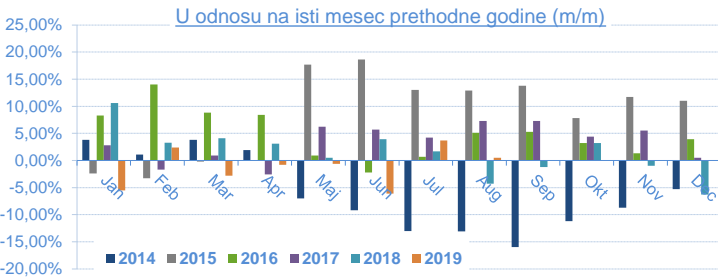
Indeks potrošačkih cena (Consumer Price Index - CPI) / 2018

	Jan	Feb	Mar	Apr	Maj	Jun	Jul	Aug	Sep	Okt	Nov	Dec
U odnosu na prethodni mesec (m/m)	0,40%	0,70%	0,40%	0,70%	-0,30%	-0,30%	-0,20%	0,00%				
U odnosu na isti mesec 2018. (y/y)	2,10%	2,40%	2,80%	3,10%	2,20%	1,50%	1,60%	1,30%				
U odnosu na decembar 2018.		1,10%	1,50%	2,30%	2,00%	1,70%	1,50%	1,50%				
Datum objavljivanja / Published date	22.02.19	12.03.19	12.04.19	13.05.19	12.06.19	12.07.19	12.08.19	12.09.19				



INDUSTRIJSKA PROIZVODNJA / Industrial production / 2019

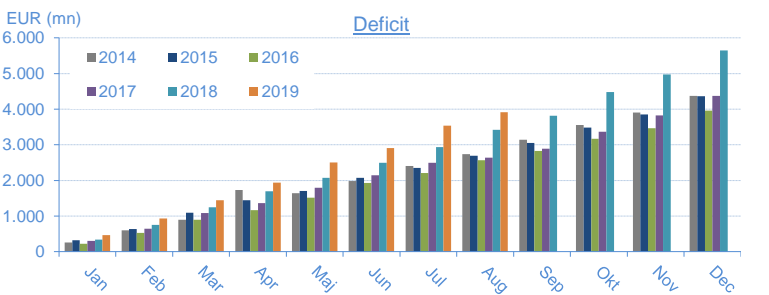
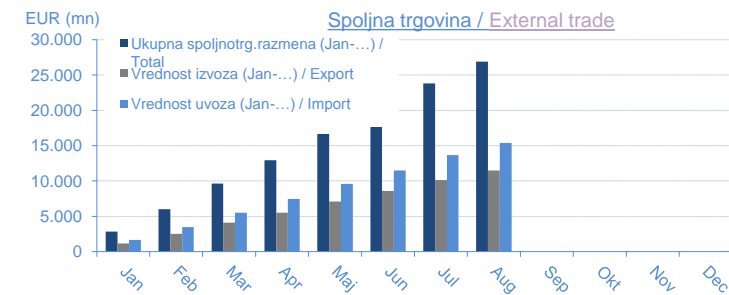
	Jan	Feb	Mar	Apr	Maj	Jun	Jul	Aug	Sep	Okt	Nov	Dec
U odnosu na isti mesec 2018 (m/m)	-5,50%	2,40%	-2,80%	-0,80%	-0,60%	-6,10%	3,70%	0,50%				
U odnosu na isti period 2018 (jan-...) (y/y)	-5,50%	-1,40%	-1,90%	-1,90%	-1,30%	-2,00%	-2,00%	-1,00%				
U odnosu na prosek 2018	-12,20%	-7,40%	2,30%	-4,40%	1,10%	-2,50%	1,70%					
Datum objavljivanja / Published date	28.02.19	29.03.19	30.04.19	31.05.19	28.06.19	31.07.19	30.08.19	30.09.19				



SPOLJNOTRGOVINSKA ROBNA RAZMENA / External Trade / 2019

\* u eur mln

Mesec/Month	Jan	Feb	Mar	Apr	Maj	Jun	Jul	Aug	Sep	Okt	Nov	Dec
Ukupna spoljnotrg.razmena (Jan-...) / Total	2.840,40	6.015,80	9.626,40	12.958,60	16.675,50	20.077,90	23.801,00	26.891,80				
Promena / Yearly change	7,80%	9,80%	8,10%	8,30%	9,70%	8,00%	9,00%	7,90%				
Vrednost izvoza (Jan-...) / Export	1.186,90	2.539,90	4.092,80	5.510,50	7.087,40	8.584,20	10.131,20	11.488,50				
Promena / Yearly change	3,00%	7,10%	6,90%	7,30%	8,30%	6,70%	7,20%	6,90%				
Vrednost uvoza (Jan-...) / Import	1.653,50	3.475,90	5.533,60	7.448,10	9.588,10	11.493,70	13.669,80	15.403,30				
Promena / Yearly change	11,50%	11,70%	9,00%	9,00%	10,80%	9,10%	10,40%	8,70%				
Deficit (jan-...)	466,70	936,00	1.440,80	1.937,70	2.500,70	2.909,50	3.538,60	3.914,80				
Promena / Yearly change	40,90%	26,50%	15,60%	14,20%	18,80%	17,00%	20,60%	14,50%				
Pokrivенost uvoza izvozom (Export/Import ratio)	71,80%	73,10%	74,00%	74,00%	73,90%	74,70%	74,10%	74,60%				
Datum objavljivanja / Published date	12.03.19	29.03.19	30.04.19	31.05.19	28.06.19	31.07.19	30.08.19	30.09.19				



BUDŽETSKI BALANS / Budget balance

\* u rsd mln

Budžetski balans u 2018.	32.183,97
January 2019	23.620,61
February 2019	-1.429,81
March 2019	-6.363,12
April 2019	-10.322,94
May 2019	2.776,26
June 2019	13.189,82
July 2019	27.059,77
August 2019	-1.883,59
September 2019	
October 2019	
November 2019	
December 2019	
Budžetski balans u 2019. / Total 2019	46.647,01
Planirani deficit u 2019. / Planned	-3.344,12
Ostvarenje plana / Realisation	
Datum ažuriranja / Published date	07.10.19

